






Employer Declaration Evidence of Prior Operation Earthmoving Machinery

Employer to complete and email back to: email@theoperatorschool.com.au or fax to 55379245

The form below may be used as evidence to reduce the amount of practical training a student may need prior to sitting an assessment for a particular piece of earthmoving machinery. However, this is not guaranteed. The Assessor's final decision is based on the Student's demonstrated practical skills with the machine. A challenge test will be conducted to verify the information provided below.

Name of employee you wish to get 'ticketed'					
Ticket Required	<input type="checkbox"/> Excavator	<input type="checkbox"/> Skid Steer	<input type="checkbox"/> Roller	<input type="checkbox"/> Loader	<input type="checkbox"/> Backhoe
Name of your Business:					
Your Name:			Position:		
Phone No:					
Email address:					
How much experience does the employee have?					
Excavator	Skid Steer	Roller	Loader	Backhoe	
					
.... Years ... Months Years ... Months Years ... Months Years ... Months Years ... Months	
Employee last used any machinery		<input type="checkbox"/> Yesterday	<input type="checkbox"/> Last week	<input type="checkbox"/> Last month	<input type="checkbox"/> 1 year or more
Make:	Model:		Serial or Rego No:		
Details of Employee's Practical Skills					
Type of industry you work in?		<input type="checkbox"/> Sub-divisions	<input type="checkbox"/> Roads	<input type="checkbox"/> Plumbing	<input type="checkbox"/> Mines
<input type="checkbox"/> Other (provide details)					
Does the employee conduct own pre-checks and post checks on machine?			<input type="checkbox"/> Yes	<input type="checkbox"/> No	<input type="checkbox"/> NA
Has employee loaded out trucks before?			<input type="checkbox"/> Yes	<input type="checkbox"/> No	<input type="checkbox"/> NA
Employee familiar with mixing, spreading, backfilling, levelling, stockpiling?			<input type="checkbox"/> Yes	<input type="checkbox"/> No	<input type="checkbox"/> NA
Employee familiar with compacting, levelling, sealing and finishing?			<input type="checkbox"/> Yes	<input type="checkbox"/> No	<input type="checkbox"/> NA
Can employee trench, bench & batter (excavator & backhoe only)			<input type="checkbox"/> Yes	<input type="checkbox"/> No	<input type="checkbox"/> NA
Can employee use machine in crane mode to lift items (excavator & backhoe)			<input type="checkbox"/> Yes	<input type="checkbox"/> No	<input type="checkbox"/> NA
Has employee loaded and unloaded machinery from a truck/ trailer before?			<input type="checkbox"/> Yes	<input type="checkbox"/> No	<input type="checkbox"/> NA
Does employee do maintenance on machines i.e. greasing, cleaning etc.			<input type="checkbox"/> Yes	<input type="checkbox"/> No	<input type="checkbox"/> NA
Attachments employee is familiar with:					
Other things you think may be relative to this course:					
I declare that the information I have provided in this statement is true and correct					
Signed:			Date:		
Office Use Only:			Processed by Initials:		
Assessor Determination		<input type="checkbox"/> 2 day course	<input type="checkbox"/> 3 day course	<input type="checkbox"/> Needs a challenge test	
Notes:					